


Grounding

Ground Rod Clamps



Cat. No.	Water Pipe Size (in.)	Dimensions (in.)		Galv. Steel (in.)	Copper Clad (in.)
		Min.	Max.		
Ground Clamps (Zinc alloy body / Steel screws)					
CI3106	1/2 to 1	10 sol.	2 str.	5/8 to 1 *	N/A
Ground Clamps (Zinc / Steel)					
CI3108	1/2 to 1	10 sol.	2 str.	5/8 to 1 *	N/A
For connecting grounding conductor to either galvanized steel rod or water pipe.					
Ground Clamps (Brass body / brass screws)					
CI3110U	1/2 to 1	10 sol.	2 str.	5/8 to 1 *	5/8 to 1
For connecting grounding conductor to either galvanized steel rod, copper clad rod or water pipe. CSA certified for wet locations and for direct burial.					
Ground Clamps (Brass body / brass screws)					
CI3112U	1-1/4 to 2	10 sol.	2 str.	—	—
For connecting grounding conductor to water pipe. CSA certified for wet locations and for direct burial * Reversible					



CI3108



CI3106



CI3110U



CI3112U

Grounding

Ground Rod Clamps

CIGRC-58



Cat. No.	Water Pipe Size	Dimensions (in.)		Galv. Steel (in.)	Copper Clad (in.)
		Min.	Max.		
Ground Rod Clamps (Bronze body / brass screws)					
CIGRC58	N/A	8 sol.	1/0 str.	5/8	5/8
CIGRC34				3/4	3/4

For connecting grounding conductor to either galvanized steel rod or copper clad rod
CSA certified for wet locations and for direct burial

JAB12



Cat. No.	Dimensions (in.)		Dimensions (in.)				Thread Size UNC-2A
	in.	mm	Min.	Max.	Min. (mm ²)	Max. (mm ²)	
Ground Rod Clamps							
Socket Type							
JAB12	1/2	12.7	10 sol.	2 str.	5.2	33.6	7/16-14
JAB34C	3/4+5/8	15.8	8 sol.	3/0 str.	8.3	95.0	7/16-14
JAB1	1	25.0	8 sol.	4/0 str.	8.3	107.1	7/16-14
Hex Head Bolt							
JAB12H	1/2	12.7	10 sol.	2 str.	5.2	33.6	7/16-14
JAB58H	5/8	15.8	8 sol.	1/0 str.	8.3	53.4	7/16-14
JAB34H	3/4	19.0	8 sol.	1/0 str.	8.3	53.4	7/16-14
JAB1H	1	25.0	8 sol.	4/0 str.	8.3	107.1	7/16-14

Cast of high strength corrosion-resistant copper alloy. Both hex head and socket set screw available. Long bearing surface of clamp on ground wire secures ground connection UL listed for direct burial.

G3



Cat. No.	Dimensions (in.)		Dimensions (in.)				Thread Size UNC-2A
	in.	mm	Min.	Max.	Min. (mm ²)	Max. (mm ²)	
Type G - Budget Line Ground Rod Clamps							
G3*	3/8	9.5	10 sol.	4 str.	5.2	21.1	5/16-18
G4	1/2	12.7	10 sol.	2 str.	5.2	33.6	3/8-16
G5	5/8	15.8	10 sol.	2 str.	5.2	33.6	3/8-16
G6	3/4	19.0	10 sol.	2 str.	5.2	33.6	3/8-16


A dependable ground connection offered at a substantial saving. Cast of high strength corrosion-resistant copper alloy. Hex head bolts. Simplified compact design will make a lasting trouble free connection UL listed for direct burial. * Not CSA certified

Grounding

Ground Bushings and Accessories



CI2604



Cat. No.	Trade Size (in.)	Ground Wire Size (AWG)
Insulated Grounding Bushings		
CI2604	1/2	14-6
CI2606	3/4	14-6
CI2608	1	14-6
CI2610	1-1/4	14-4
CI2612	1-1/2	14-4
CI2616	2	6-1/0
CI2620	2-1/2	6-1/0
CI2624	3	2-4/0
CI2628	3-1/2	2-4/0
CI2632	4	2-4/0

With solid copper lug

Grounding

Ground Electrode Plates, Boxes and Wedge Clamps

51628



Cat. No.	Description
Ground Electrode Boxes	
51628 *	Pregalvanized steel
51629 *	Hot dip galvanized

14 gauge steel 10 inch diameter, 12 inch depth. * Not CSA certified


W20-1



Cat. No.	Conductor Range			Typical Tensile Values	
	ACSR	AL	AAAC	Conductor	Value (lb.)
Type W - Aluminum Service Wedge Clamps for use with ACSR, AL, AAAC Conductor					
W20-1	1/0	2/0 str.-2 sol.	1/0-4	1/0-6 x 1 ACSR	1800
W20-1-AN	1/0	2/0 str.-2 sol.	1/0-4	1/0-6 x 1 ACSR	1800
W40-1	4/0-2/0	4/0 str.-2/0 sol.	4/0-2/0	4/0-6 x 1 ACSR	1900
W40-1B	4/0-2/0	4/0 str.-2/0 sol.	4/0-2/0	4/0-6 x 1 ACSR	1900

W40 series clamps rated 850 lb. ultimate tension for 1/0 ACSR, AL or AAAC.

1016TB



Cat. No.	Description	Wire Range
Ground Electrode Steel Plates		
1016TB	Galvanized grounding plate	8 sol. to 1/0 str.
1016BTB	Galvanized grounding plate (Complete with ground rod clamp)	8 sol. to 1/0 str.
1016TB-NG *	Grounding plate (Not galvanized)	8 sol. to 1/0 str.
1016BTB-NG *	Grounding plate (Not galvanized) (Complete with ground rod clamp)	8 sol. to 1/0 str.

10 in. x 16 in. x 1/4 in. thick. * Not CSA certified

- 1/4 in. hot dipped galvanized
- As efficient as two ground rods
- Must be buried at least 24 in. below finished grade level according to CEC rule 10-700

